

KOMATSU

HB365LC-3 **HB365NLC-3**

EU Stage V Engine

Hybrid

HYDRAULIC EXCAVATOR



HB365

TOTAL HYBRID POWER

235 kW / 315 HP

OPERATING WEIGHT

HB365LC-3: 36.400 - 37.350 kg
HB365NLC-3: 36.300 - 37.060 kg

BUCKET CAPACITY

max. 2,66 m³

Walk-Around

HB365LG/NLG-3



Images may display optional equipment or specifications not available in your area.

TOTAL HYBRID POWER
235 kW / 315 HP

OPERATING WEIGHT
HB365LC-3: 36.400 - 37.350 kg
HB365NLC-3: 36.300 - 37.060 kg

BUCKET CAPACITY
max. 2,66 m³

Hybrid

Fuel consumption

Based on typical work pattern collected via KOMTRAX

Reduced by **30%** / **22%** / **20%**
(vs. PC350-8) (vs. PC360-10) (vs. PC360-11)

OUTSTANDING PRODUCTIVITY & FUEL ECONOMY

Powerful and Environmentally Friendly

- EU Stage V engine
- Adjustable idle shutdown
- Komatsu Hybrid fuel-saving technology

First-Class Comfort

- Fully air-suspended operator station
- Ultra low noise level
- Widescreen monitor

Safety First

- Komatsu SpaceCab™
- Improved camera system
- KomVision surround view system
- Neutral position detection system

Improved Komatsu Hybrid System

- Proven technology
- Reliable and durable hybrid system components
- Electric swing to capture and regenerate energy
- Massive reduction in fuel consumption & emissions
- Increased productivity

Maximised Efficiency

- Increased productivity
- Built-in versatility and superior productivity
- Enhanced engine management
- Improved hydraulic efficiency
- Komatsu Integrated Attachment Control (KIAC)

Quality You Can Rely On

- Komatsu-quality components
- Extensive dealer support network
- Maintenance free Hybrid components with a 5 years /10.000 hrs warranty

KOMTRAX

- Komatsu Wireless Monitoring System
- 3G mobile communications
- Integrated communication antenna
- Increased operational data and reports



Reduce your carbon footprint

- 20% average fuel consumption reduction, compared to a conventional excavator
- 20% CO₂ reduction
- 200 tonnes of CO₂ reduction during the lifetime of the machine



A maintenance program for Komatsu customers

Powerful and Environmentally Friendly



Higher productivity

The HB365LC/NLC-3 is quick and precise. It features a powerful Komatsu EU Stage V engine, Komatsu's Closed Center Load Sensing (CLSS) hydraulic system and first-class Komatsu comfort to provide a fast response and unrivalled productivity for its class.


Komatsu fuel-saving technology

Fuel consumption on the HB365LC/NLC-3 is lower by up to 30%. Engine management is enhanced. The optimal speed matching of the engine and hydraulic pumps guarantee efficiency and precision during single and combined movements.

Adjustable idle shutdown

The Komatsu auto idle shutdown automatically turns off the engine after it idles for a set period of time. This feature can easily be programmed from 5 to 60 minutes, to reduce unnecessary fuel consumption and exhaust emissions, and to lower operating costs. An Eco-gauge and the Eco guidance tips on the cab monitor further encourage efficient operations.

HB365LC/NLC-3



Komatsu EU Stage V

The Komatsu EU Stage V engine is productive, dependable and efficient. With ultra-low emissions, it provides a lower environmental impact and a superior performance to help reduce operating costs and lets the operator work in complete peace of mind.

Heavy-duty aftertreatment

The aftertreatment system combines a Komatsu Diesel Particulate Filter (KDPF) and Selective Catalytic Reduction (SCR). The SCR injects the correct amount of AdBlue® into the system at the proper rate to break down NOx into water (H₂O) and non-toxic nitrogen gas (N₂). NOx emissions are reduced by 80% vs. EU Stage IIIB engines.

Exhaust Gas Recirculation (EGR)

Cooled EGR is a technology well-proven in current Komatsu engines. The increased capacity of the EGR cooler now ensures very low NOx emissions and a better engine performance.

Komatsu Closed Crankcase Ventilation (KCCV)


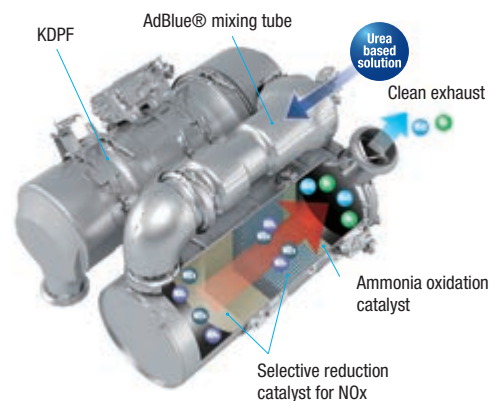
Crankcase emissions (blow-by gas) are passed through a CCV filter. The oil mist trapped in the filter is returned back to the crankcase while the filtered gas is returned to the air intake.

High-Pressure Common Rail (HPCR)

To achieve complete fuel burn and lower exhaust emissions, the heavy-duty High-Pressure Common Rail fuel injection system is computer controlled to deliver a precise quantity of pressurised fuel into the redesigned engine combustion chamber by multiple injections.

Variable Geometry Turbo (VGT)

The VGT provides optimal airflow to the engine combustion chamber under all speed and load conditions. Exhaust gas is cleaner, fuel economy is improved while machine power and performance are maintained.



Eco-gauge, Eco guidance and fuel consumption gauge



ECO guidance record



Fuel consumption history

Komatsu Hybrid System

The Komatsu hybrid system

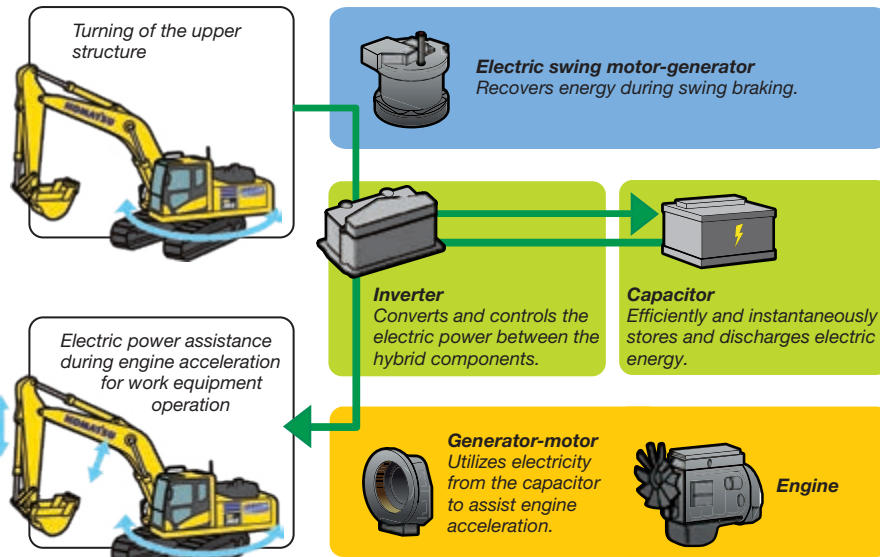
In Komatsu's unique hybrid system, the electric swing motor-generator captures and regenerates energy as the upper structure slows down and converts it into electric energy. The regenerated energy is stored in the capacitor and can be used to swing, or by the generator-motor to help the engine accelerate. Thus, the hybrid system significantly reduces fuel consumption.

Excellent loading performance

The total hybrid system combined engine and regenerated electrical power, 235 kW, can be used to provide unrivalled loading performance.



- ① Generator-motor
- ② Electric swing motor-generator
- ③ Inverter and capacitor



Reliable and durable hybrid system components

Most components of the Hybrid system are developed and manufactured by Komatsu. The electric swing motor-generator, inverter and the capacitor feature dedicated cooling systems for maximum reliability and durability. The long life inverter and capacitor require no maintenance.



Electric swing motor-generator

An electric swing motor-generator is used in place of the usual hydraulic swing motor and is designed to recover energy during swing braking. Energy is sent to the capacitor for storage. The motor-generator accelerates the swing of the upper structure more efficiently than a conventional hydraulic motor and provides excellent swing performance.



Inverter and capacitor

The capacitor assembly includes an inverter that switches the AC electricity from the generator-motor and electric swing motor-generator into DC electricity for storage in the capacitor. Since capacitors require migration of electrons and ions for charging and discharging, they can transfer power much faster than batteries, which use chemical reactions to produce electricity.



Generator-motor

The generator-motor is positioned between the engine and hydraulic pumps. The generator produces electric power to charge the ultra-capacitor as needed. The motor uses electricity from the ultra-capacitor to provide power up engine assistance to the engine.

HB365LG/NLG-3



Hybrid operation monitor

The operator can check recent fuel consumption rates and the energy flow among engine and hybrid components on the machine monitor at any time.

Hybrid system temperature gauge

A hybrid system temperature gauge on the main screen helps the operator to judge the load on the hybrid system at a glance.



Hybrid system temperature gauge

Maximised Efficiency

Large digging force

The two boom mode settings provide a “power” mode for a more effective excavating digging force and a “smooth” mode for gathering material and for fine grading operations. Pressing the PowerMax function button temporarily gives the HB365LC/NLC-3’s digging force a further boost.



Large digging force

A wide choice of options

Two optional attachment lines are available and 15 attachment memory settings are simply customised. Combined with a standard-fit hydraulic quick coupler power circuit, it’s easier than ever to switch working styles. With a choice of four arms, you can configure the HB365LC/NLC-3 to match specific demands for transport, working envelope or duty.



Two optional hydraulic lines to mount a variety of attachments

6 working modes

The HB365LC/NLC-3 delivers the power required with the lowest fuel usage. 6 working modes are available: Power, Lifting, Breaker, Economy, Attachment Power and Attachment Economy. The operator can ideally balance the Economy mode between power and economy to match the work at hand. The oil flow delivered to hydraulic attachments is also adjustable directly on the class-leading widescreen monitor panel.



Komatsu Integrated Attachment Control (KIAC) for up to 15 tool presets for oil flow and pressure



Versatility at your fingertips: select the perfect setting for each job



HB365LC/NLC-3



First-Class Comfort

Increased comfort

In the wide Komatsu SpaceCab™, a standard air-suspended high-back seat, heated for improved comfort and with fully adjustable armrests, is the centre of a comfortable and low-fatigue working environment. High visibility and ergonomic controls further assist to maximise the operator's productivity.

Perfect operator convenience

In addition to the standard radio, the HB365LC/NLC-3 has an auxiliary input for connecting external devices and play music through the cab speakers. Two 12-volt power ports are also incorporated in the cab. Proportional controls are fitted as standard for safe and precise operation of attachments.

Low-noise design

Komatsu Hybrid crawler excavator have ultra low external and internal noise levels and are especially well-suited for work in confined spaces or urban areas. The optimal usage of sound insulation and of sound absorbing materials helps to make noise levels inside the cab comparable to those of an executive car.



Convenient, ergonomic and precise control: joysticks with proportional control button for attachments



Plenty of storage room, a hot and cool box, a magazine box and a cup holder



Armrest with simple height adjustment

Information & Communication Technology



Lower operating costs

Komatsu ICT contributes to the reduction of operating costs by assisting to comfortably and efficiently manage operations. It raises the level of customer satisfaction and the competitive edge of our products.

Widescreen monitor

Conveniently customisable and with a choice of 26 languages, the wide-screen monitor with simple switches and multifunction keys gives fingertip access to a large range of functions and operating info. The rear camera view and an AdBlue® level gauge are now incorporated into the default main screen.

An evolutionary interface

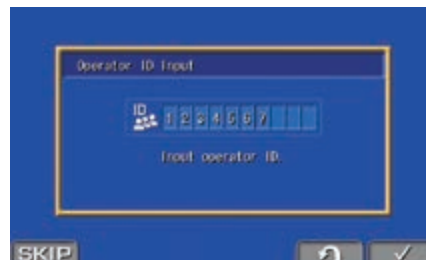
Helpful information is now easier than ever to find and understand with the upgraded monitor interface. An optimal main screen for the ongoing work can be selected simply by pressing the F3 key.



Quick view on the operation logs



With KomVision, various camera view options are available whilst maintaining constant "birdview" from above the machine



Operator identification function

Safety First

HB365LC/NLC-3



Optimal jobsite safety

Safety features on the Komatsu HB365LC/NLC-3 comply with the latest industry standards and work in synergy to minimise risks to people in and around the machine. A neutral detection system for travel and work equipment levers increase jobsite safety, along with a seat belt caution indicator and an audible travel alarm. Highly durable anti-slip plates – with additional high friction covering – maintain long term traction performance.



Hand rails and anti-slip plates



Exceptional operator protection



Safe maintenance

Thermal guards around high temperature areas of the engine, protected fan belt and pulleys, a pump/engine partition that prevents hydraulic oil from spraying onto the engine, and exceptionally sturdy handrails: in Komatsu tradition, the highest safety level is provided for a fast and smooth maintenance.

Komatsu SpaceCab™

The ROPS cab has a tubular steel frame and provides high shock absorbency, impact resistance and durability. The seat belt is well designed to keep the operator in the safety zone of the cab in the event of a rollover. Optionally the cab can be fitted with a Falling Object Protective System (FOPS) with openable front guard.



KomVision

KomVision can display a bird's eye view of the machine on the standard monitor by using 4 networked cameras installed on the sides and rear of the machine.

Quality You Can Rely On



Komatsu-quality

With the latest computer techniques and a thorough test programme, Komatsu's global know-how produces equipment to meet your highest standards. All major components of the HB365LC/NLC-3 are designed and directly manufactured by Komatsu, and essential machine functions are perfectly matched for a highly reliable and productive excavator.

Rugged design

Maximum toughness and durability are the cornerstones of Komatsu's philosophy – along with safety and top class customer service. Single piece plates and castings are used in key areas of the machine's structure for good load distribution. Highly durable rubbing strips on the underside of the arm protect the structure against impact damage.

5 years or 10.000 hours warranty on hybrid components

The reliability of Komatsu hybrid components is world renowned and they are covered by a free "5 years or 10.000 hours" warranty. In case of breakdown, new spare components are ready for express delivery, for the quick restart of your operations.

Extensive support network

The extensive Komatsu distribution and dealer network is standing by to help keep your fleet in optimum condition. Customised servicing packages are available, with express availability of spare parts, to make sure that your Komatsu equipment continues to perform at its peak.



Proven technology: Komatsu 4th generation hybrid system components



Durable and reliable undercarriage design for maximum protection

Easy Maintenance



Central service points

Komatsu designed the HB365LC/NLC-3 with centralised and conveniently located service points to make necessary inspections and maintenance quick and easy.

Komatsu CARE™

Komatsu CARE™ is a maintenance program that comes as standard with your new Komatsu machine. It covers factory-scheduled maintenance, performed with Komatsu Genuine parts by Komatsu-trained technicians. Depending on your machine's engine, it also offers extended coverage of the Komatsu Diesel Particulate Filter (KDPF) or the Komatsu Diesel Oxidation Catalyst (KDOC), and of the Selective Catalytic Reduction (SCR). Please contact your local Komatsu distributor for terms and conditions



Long-life oil filters

The Komatsu Genuine hydraulic oil filter uses high-performance filtering material for long replacement intervals, which significantly reduces maintenance costs.

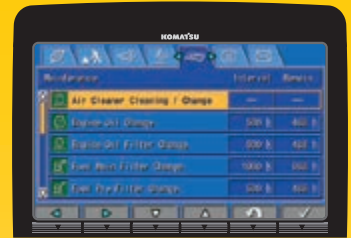


AdBlue® tank

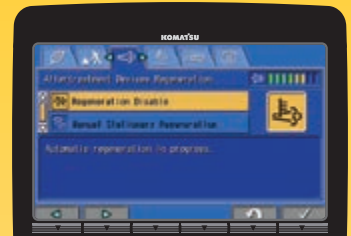
For simple access, the AdBlue® tank is installed on the front stairway.

Flexible warranty

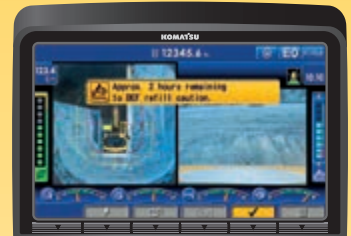
When you purchase Komatsu equipment, you gain access to a broad range of programmes and services that have been designed to help you get the most from your investment. For example, Komatsu's Flexible Warranty Programme provides a range of extended warranty options on the machine and its components. These can be chosen to meet your individual needs and activities. This programme is designed to help reduce total operating costs.




Basic maintenance screen



Aftertreatment device regeneration screen for the KDPF



AdBlue® level and refill guidance



KOMTRAX

The way to higher productivity

KOMTRAX uses the latest wireless monitoring technology. Compatible on PC, smartphone or tablet, it delivers insightful and cost saving information about your fleet and equipment, and offers a wealth of information to facilitate peak machine performance. By creating a tightly integrated web of support it allows proactive and preventive maintenance and helps to efficiently run a business.



Knowledge

You get quick answers to basic and critical questions about your machines – what they're doing, when they did it, where they're located, how they can be used more efficiently and when they need to be serviced.

Performance data is relayed by wireless communication technology (Satellite, GPRS or 3G depending on model) from the machine to a computer and to the local Komatsu distributor – who's readily available for expert analysis and feedback.

Power

The detailed information that KOMTRAX puts at your fingertips 24 hours a day, 7 days a week gives the power to make better daily and long-term strategic decisions – at no extra cost. Problems can be anticipated, maintenance schedules customised, downtime minimised and machines kept where they belong: working on the jobsite.

Convenience

KOMTRAX enables convenient fleet management on the web, wherever you are. Data is analysed and packaged specifically for effortless and intuitive viewing in maps, lists, graphs and charts. You can foresee eventual maintenance issues and required spare parts, and troubleshoot a problem before Komatsu technicians arrive on site.



Specifications

ENGINE

Model	Komatsu SAA6D114E-6
Type	Common rail direct injection, water-cooled, emissionised, turbocharged, after-cooled diesel
Engine power	
at rated engine speed	1.950 rpm
ISO 14396	202 kW/271 HP
ISO 9249 (net engine power)	192 kW/257 HP
Total hybrid power	235 kW/315 HP
No. of cylinders	6
Bore x stroke	114 x 144,5 mm
Displacement	8,85 l
Air filter type	Double element type with monitor panel dust indicator and auto dust evacuator
Cooling	Suction type cooling fan with radiator fly screen
Fuel	Diesel fuel, conforming to EN590 Class 2/Grade D. Paraffinic fuel capability (HVO, GTL, BTL), conforming to EN 15940:2016

UNDERCARRIAGE

Construction	X-frame centre section with box section track frames
Track assembly	
Type	Fully sealed
Shoes (each side)	48
Tension	Combined spring and hydraulic unit
Rollers	
Track rollers (each side)	8
Carrier rollers (each side)	2

SERVICE REFILL CAPACITIES

Fuel tank	605 l
Coolant engine	42,0 l
Coolant Hybrid	11,7 l
Engine oil	38,5 l
Swing drive	15,6 l
Swing motor	3,6 l
Generator-motor	8,5 l
Hydraulic tank	188 l
Final drive (each side)	9,0 l
AdBlue® tank	39,2 l

OPERATING WEIGHT (APPR.)

Triple grouser shoes	HB365LC-3		HB365NLC-3	
	Operating weight	Ground pressure	Operating weight	Ground pressure
600 mm	36.400 kg	0,69 kg/cm ²	36.300 kg	0,69 kg/cm ²
700 mm	36.780 kg	0,60 kg/cm ²	36.680 kg	0,59 kg/cm ²
800 mm	37.160 kg	0,53 kg/cm ²	37.060 kg	0,52 kg/cm ²
850 mm	37.350 kg	0,50 kg/cm ²	-	-

Operating weight, including specified work equipment, 3,2 m arm, 1.700 kg bucket, operator, lubricant, coolant, full fuel tank and the standard equipment.

SWING SYSTEM

Type	Electric motor driving through planetary triple reduction gearbox
Swing lock	Electrically actuated wet multidisc brake integrated into swing motor
Swing speed	0 - 9,5 rpm
Swing torque	106 kNm

DRIVES AND BRAKES

Steering control	2 levers with pedals giving full independent control of each track
Drive method	Hydrostatic
Travel operation	Automatic 3-speed selection
Gradeability	70%, 35°
Max. travel speeds	
Lo / Mi / Hi	3,2 / 4,5 / 5,5 km/h
Maximum drawbar pull	29.570 kg
Brake system	Hydraulically operated discs in each travel motor

HYDRAULIC SYSTEM

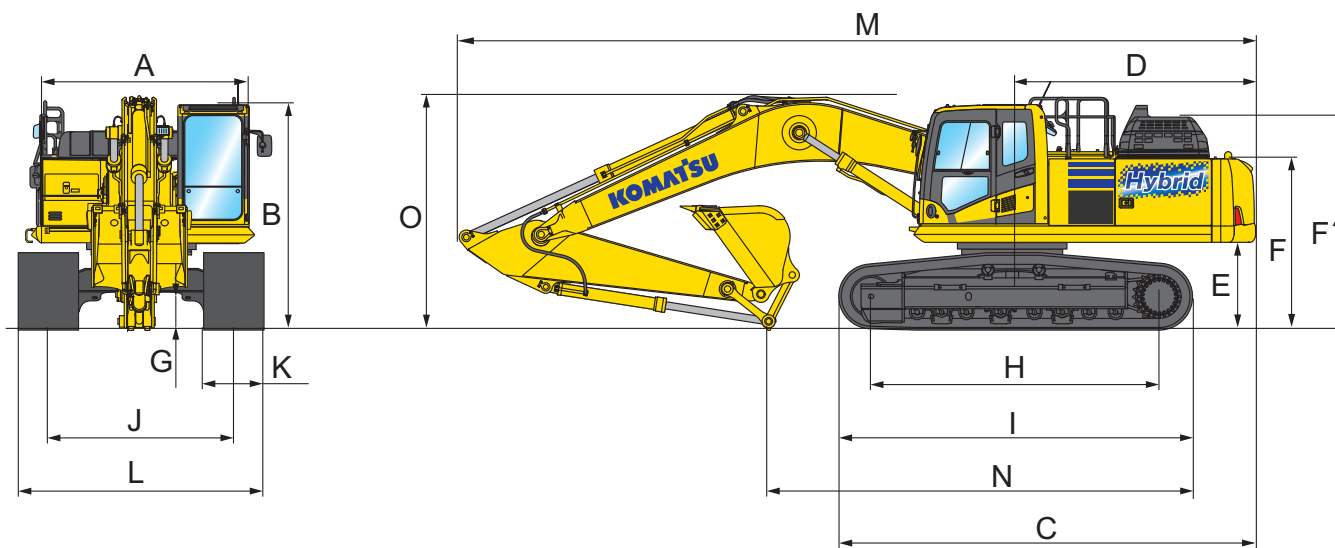
Type	HydrauMind. Closed-centre system with load sensing and pressure compensation valves
Additional circuits	2 additional circuits with proportional control can be installed
Main pump	2 variable displacement piston pumps supplying boom, arm, bucket and travel circuits
Maximum pump flow	2 x 267,5 l/min
Relief valve settings	
Implement	390 kg/cm ²
Travel	390 kg/cm ²
Pilot circuit	33 kg/cm ²

ENVIRONMENT

Engine emissions	Fully complies with EU Stage V exhaust emission regulations
Noise levels	
LwA external	101 dB(A) (2000/14/EC Stage II)
LpA operator ear	69 dB(A) (ISO 6396 dynamic test)
Vibration levels (EN 12096:1997)	
Hand/arm	≤ 2,5 m/s ² (uncertainty K = 0,37 m/s ²)
Body	≤ 0,5 m/s ² (uncertainty K = 0,17 m/s ²)
Contains fluorinated greenhouse gas HFC-134a (GWP 1430). Quantity of gas 0,8 kg, CO ₂ equivalent 1,14 t	

Dimensions & Performance Figures

MACHINE DIMENSIONS	HB365LC-3	HB365NLC-3
A Overall width of upper structure	2.995 mm	2.995 mm
B Overall height of cab	3.165 mm	3.165 mm
C Overall length of basic machine	5.880 mm	5.880 mm
D Tail length	3.405 mm	3.405 mm
Tail swing radius	3.445 mm	3.445 mm
E Clearance under counterweight	1.185 mm	1.185 mm
F Machine tail height	2.350 mm	2.350 mm
F' Machine tail height (top of engine cover)	2.920 mm	2.920 mm
G Ground clearance	498 mm	498 mm
H Tumbler centre distance	4.030 mm	4.030 mm
I Track length	4.955 mm	4.955 mm
J Track gauge	2.590 mm	2.390 mm
K Track shoe width	600, 700, 800, 850 mm	600, 700, 800 mm
L Overall track width with 600 mm shoes	3.190 mm	2.990 mm
Overall track width with 700 mm shoes	3.290 mm	3.090 mm
Overall track width with 800 mm shoes	3.390 mm	3.190 mm
Overall track width with 850 mm shoes	3.440 mm	-



TRANSPORT DIMENSIONS	MONO BOOM			
Arm length	2,2 m	2,6 m	3,2 m	4,0 m
M Transport length	11.290 mm	11.180 mm	11.145 mm	11.170 mm
N Length on ground (transport)	7.155 mm	6.760 mm	5.935 mm	5.475 mm
O Overall height (to top of boom)	3.400 mm	3.410 mm	3.285 mm	3.760 mm

Dimensions & Performance Figures

HB365LC-3 / MAX. BUCKET CAPACITY AND WEIGHT

Arm length	MONO BOOM							
	2,2 m		2,6 m		3,2 m		4,0 m	
Material weight up to 1,2 t/m ³	2,66 m ³	1.650 kg	2,66 m ³	1.650 kg	2,66 m ³	1.650 kg	2,02 m ³	1.400 kg
Material weight up to 1,5 t/m ³	2,66 m ³	1.650 kg	2,55 m ³	1.625 kg	2,29 m ³	1.500 kg	1,87 m ³	1.350 kg
Material weight up to 1,8 t/m ³	2,36 m ³	1.525 kg	2,21 m ³	1.475 kg	1,90 m ³	1.375 kg	1,13 m ³	1.000 kg

HB365NLC-3 / MAX. BUCKET CAPACITY AND WEIGHT

Arm length	MONO BOOM							
	2,2 m		2,6 m		3,2 m		4,0 m	
Material weight up to 1,2 t/m ³	2,66 m ³	1.650 kg	2,66 m ³	1.650 kg	2,47 m ³	1.575 kg	2,02 m ³	1.400 kg
Material weight up to 1,5 t/m ³	2,50 m ³	1.600 kg	2,32 m ³	1.525 kg	2,08 m ³	1.425 kg	1,82 m ³	1.300 kg
Material weight up to 1,8 t/m ³	2,16 m ³	1.450 kg	2,00 m ³	1.375 kg	1,80 m ³	1.300 kg	1,13 m ³	1.000 kg

Max. capacity and weight have been calculated according to ISO 10567:2007.

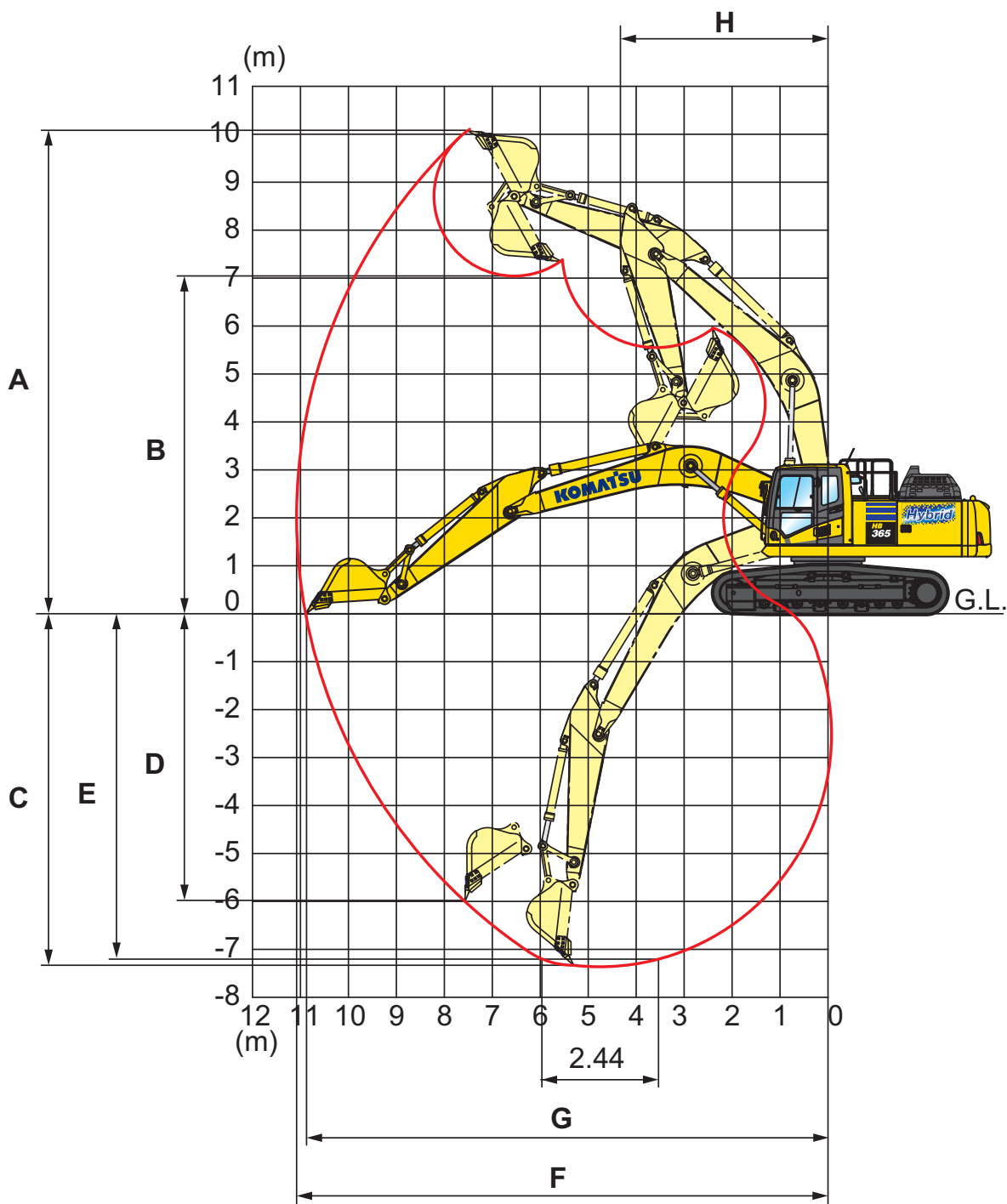
Please consult with your distributor for the correct selection of buckets and attachments to suit the application.

BUCKET AND ARM FORCE

Arm length	2,2 m	2,6 m	3,2 m	4,0 m
Bucket digging force	24.700 kg	24.700 kg	21.600 kg	21.600 kg
Bucket digging force at PowerMax	26.400 kg	26.400 kg	23.200 kg	23.100 kg
Arm crowd force	22.400 kg	19.100 kg	16.300 kg	13.700 kg
Arm crowd force at PowerMax	24.000 kg	20.500 kg	17.400 kg	14.700 kg

HB365LC-3 / NLC-3

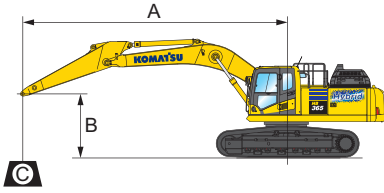
Working Range



ARM LENGTH	2,2 m	2,6 m	3,2 m	4,0 m
A Max. digging height	9.580 mm	9.965 mm	10.210 mm	10.550 mm
B Max. dumping height	6.595 mm	6.895 mm	7.110 mm	7.490 mm
C Max. digging depth	6.355 mm	6.705 mm	7.380 mm	8.180 mm
D Max. vertical wall digging depth	5.120 mm	5.880 mm	6.480 mm	7.280 mm
E Max. digging depth of cut for 2,44 m level	6.130 mm	6.520 mm	7.180 mm	8.045 mm
F Max. digging reach	10.155 mm	10.550 mm	11.100 mm	11.900 mm
G Max. digging reach at ground level	9.950 mm	10.355 mm	10.920 mm	11.730 mm
H Min. swing radius	4.390 mm	4.400 mm	4.310 mm	4.320 mm

Lifting Capacity

HB365LC-3 MONO BOOM



B – Bucket hook height

C – Lifting capacities

– Rating over side

– Rating at maximum reach

Weights:

With 2,2 and 2,6 m arm:
bucket linkage and bucket
cylinder: 470 kg

With 3,2 and 4,0 m arm:
bucket linkage and bucket
cylinder: 435 kg

With 700 mm shoes

Arm length	A				9,0 m		7,5 m		6,0 m		4,5 m		3,0 m		1,5 m	
	B															

	6,0 m	kg	*5.470	5.440	*7.220	5.870	*7.960	7.850								
	4,5 m	kg	*5.490	4.930	*7.870	5.770	*8.560	7.610								
	3,0 m	kg	*5.660	4.650	*8.250	5.610	*9.340	7.300	*11.130	10.030	*14.560	*14.560				
	1,5 m	kg	*5.970	4.540	8.200	5.440	*10.080	7.000	*12.480	9.470	*17.080	14.080				
	0,0 m	kg	*6.490	4.590	8.040	5.300	10.390	6.750	*13.330	9.060	*18.230	13.430	*8.100	*8.100		
	- 1,5 m	kg	7.320	4.830	7.960	5.230	10.220	6.600	*13.500	8.830	*18.100	13.180	*12.160	*12.160	*8.170	*8.170
	- 3,0 m	kg	*7.960	5.330			*10.130	6.560	*12.870	8.780	*16.900	13.190	*17.440	*17.440	*12.690	*12.690
	- 4,5 m	kg	*7.780	6.350			*8.470	6.690	*11.210	8.900	*14.530	13.400	*19.380	*19.380	*18.050	*18.050
	- 6,0 m	kg	*6.950	*6.950					*7.520	*7.520	*10.320	*10.320	*13.110	*13.110		

	6,0 m	kg	*6.960	6.240			*8.760	7.640							
	4,5 m	kg	*7.030	5.570	*7.650	5.640	*9.270	7.440	*10.700	10.320					
	3,0 m	kg	*7.310	5.220	8.280	5.530	*9.950	7.180	*12.060	9.800	*16.280	14.670			
	1,5 m	kg	7.660	5.090	8.150	5.410	*10.530	6.930	*13.170	9.330	*18.170	13.790			
	0,0 m	kg	7.830	5.180	8.050	5.320	10.370	6.740	*13.660	9.040	*18.460	13.420			
	- 1,5 m	kg	8.390	5.520			10.280	6.660	*13.400	8.920	*17.600	13.360	*13.300	*13.300	
	- 3,0 m	kg	*8.630	6.270			*9.470	6.710	*12.240	8.950	*15.750	13.480	*20.330	*20.330	
	- 4,5 m	kg	*8.140	7.920					*9.690	9.160	*12.560	*12.560	*15.600	*15.600	
	- 6,0 m	kg													

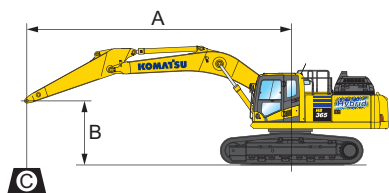
	6,0 m	kg	*9.390	6.960			*9.500	7.590	*10.450	*10.450				
	4,5 m	kg	9.140	6.140			*9.880	7.420	*11.530	10.220	*14.810	*14.810		
	3,0 m	kg	8.560	5.730			*10.440	7.190	*12.760	9.730	*17.560	14.340		
	1,5 m	kg	8.400	5.600			10.610	6.980	*13.640	9.330				
	0,0 m	kg	8.630	5.730			10.460	6.840	*13.820	9.110	*18.210	13.520		
	- 1,5 m	kg	*9.240	6.170			*10.390	6.810	*13.200	9.060	*16.870	13.570	*12.670	*12.670
	- 3,0 m	kg	*8.940	7.180					*11.560	9.160	*14.570	13.750	*17.260	*17.260
	- 4,5 m	kg	*7.850	*7.850							*10.630	*10.630		
	- 6,0 m	kg												

	6,0 m	kg	*9.870	7.590					*10.830	10.510				
	4,5 m	kg	*9.720	6.590			*10.110	7.340	*11.850	10.090	*15.470	15.190		
	3,0 m	kg	9.160	6.100			*10.590	7.120	*12.990	9.600				
	1,5 m	kg	8.970	5.950			10.560	6.930	*13.720	9.230				
	0,0 m	kg	9.250	6.100			10.430	6.810	*13.710	9.050	*17.640	13.470		
	- 1,5 m	kg	*9.740	6.640			*10.070	6.820	*12.880	9.040	*16.140	13.560		
	- 3,0 m	kg	*9.380	7.910					*10.940	9.190	*13.650	*13.650	*15.120	*15.120
	- 4,5 m	kg	*7.880	*7.880							*9.210	*9.210		
	- 6,0 m	kg												

* Load is limited by hydraulic capacity rather than tipping. Ratings are based on SAE Standard No. J1097. Rated loads do not exceed 87% of hydraulic lift capacity or 75% of tipping load. Lifting capacity stated is based on lifting with bare arm. When lifting with additional equipment installed to the arm, please subtract the weight of all additional equipment from the values stated.

HB365LC/NLG-3

HB365NLC-3 MONO BOOM



B – Bucket hook height

C – Lifting capacities

– Rating over side

– Rating at maximum reach

With 600 mm shoes

Weights:

With 2,2 and 2,6 m arm:
bucket linkage and bucket
cylinder: 470 kg

With 3,2 and 4,0 m arm:
bucket linkage and bucket
cylinder: 435 kg

Arm length	A				9,0 m		7,5 m		6,0 m		4,5 m		3,0 m		1,5 m	
	B															

	6,0 m	kg	*5.470	5.020	*7.220	5.420	*7.950	7.280								
	4,5 m	kg	*5.490	4.540	*7.850	5.320	*8.330	7.040								
	3,0 m	kg	*5.660	4.270	*8.230	5.160	*9.080	6.730	*10.830	9.220	*14.530	13.870				
	1,5 m	kg	*5.970	4.170	8.130	4.990	*9.800	6.420	*12.140	8.660	*17.030	12.750				
	0,0 m	kg	*6.490	4.210	7.980	4.850	9.790	6.170	*12.960	8.250	*16.820	11.500	*8.100	*8.100		
	- 1,5 m	kg	7.260	4.420	7.900	4.780	9.630	5.720	*12.780	8.030	*16.240	11.560	*12.160	*12.160	*8.170	*8.170
	- 3,0 m	kg	*7.930	4.880			*10.100	5.990	*12.830	7.970	*16.840	11.860	*17.440	*17.440	*12.690	*12.690
- 4,5 m	kg	*7.750	5.810			*8.430	6.110	*11.170	8.090	*14.470	12.070	*19.290	*19.290	*18.050	*18.050	

	6,0 m	kg	*6.930	5.690			*8.670	7.000								
	4,5 m	kg	*6.990	5.060	*7.620	5.120	*8.940	6.800	*10.600	9.440						
	3,0 m	kg	*7.270	4.720	8.150	5.010	*9.580	6.530	*11.630	8.900	*16.120	13.220				
	1,5 m	kg	7.530	4.600	8.010	4.890	*10.150	6.270	*12.690	8.430	*17.970	12.330				
	0,0 m	kg	7.700	4.670	7.920	4.800	9.690	6.080	*13.160	8.120	*16.880	11.350				
	- 1,5 m	kg	8.240	4.980			9.600	5.700	*12.570	8.000	*15.650	11.590	*13.270	*13.270		
	- 3,0 m	kg	*8.500	5.660			*9.330	6.040	*12.080	8.040	*15.550	12.010	*20.050	*20.050		
- 4,5 m	kg	*8.000	7.160					*9.530	8.260	*12.370	12.320	*15.350	*15.350			

	6,0 m	kg	*9.320	6.400			*9.440	6.980	*10.390	9.790						
	4,5 m	kg	9.040	5.630			*9.570	6.810	*11.460	9.370	*13.990	13.400				
	3,0 m	kg	8.460	5.240			*10.110	6.580	*12.360	8.870	*17.450	12.940				
	1,5 m	kg	8.300	5.110			10.230	6.360	*13.200	8.470						
	0,0 m	kg	8.530	5.220			9.820	6.220	*13.370	8.250	*16.720	11.520				
	- 1,5 m	kg	*9.160	5.620			9.790	5.880	*12.440	8.200	*15.060	11.870	*12.660	*12.660		
	- 3,0 m	kg	*8.860	6.530					*11.460	8.300	*14.440	12.360	*17.090	*17.090		
- 4,5 m	kg	*7.760	*7.760							*10.510	*10.510					

	6,0 m	kg	*9.810	6.980					*10.770	9.670						
	4,5 m	kg	*9.650	6.040			*9.800	6.730	*11.780	9.240	*14.610	13.110				
	3,0 m	kg	9.060	5.580			*10.260	6.510	*12.590	8.750						
	1,5 m	kg	8.870	5.430			10.180	6.310	*13.280	8.380						
	0,0 m	kg	9.140	5.560			9.790	6.200	*13.270	8.200	*16.200	11.480				
	- 1,5 m	kg	*9.670	6.050			*9.490	5.890	*12.140	8.180	*14.420	11.870				
	- 3,0 m	kg	*9.300	7.200					*10.850	8.340	*15.350	12.400	*14.960	*14.960		
- 4,5 m	kg	*7.780	*7.780							*9.100	*9.100					

* Load is limited by hydraulic capacity rather than tipping. Ratings are based on SAE Standard No. J1097. Rated loads do not exceed 87% of hydraulic lift capacity or 75% of tipping load. Lifting capacity stated is based on lifting with bare arm. When lifting with additional equipment installed to the arm, please subtract the weight of all additional equipment from the values stated.



Standard and Optional Equipment

ENGINE

Komatsu SAA6D114E-6 turbocharged common rail direct injection diesel engine	●
EU Stage V compliant	●
Suction type cooling fan with radiator fly screen	●
Automatic engine warm-up system	●
Engine overheat prevention system	●
Fuel control dial	●
Auto-deceleration function	●
Adjustable idle shutdown	●
Engine key stop	●
Engine ignition can be password secured on request	●
Alternator 24 V/90 A	●
Starter motor 24 V/11 kW	●
Batteries 2 × 12 V/180 Ah	●

HYBRID SYSTEM

Electrical swing motor energy recover system	●
Capacitor and inverter	●
Combined generator-motor	●

HYDRAULIC SYSTEM

Electronic closed-centre load sensing (E-CLSS) hydraulic system (HydrauMind)	●
Pump and engine mutual control (PEMC) system	●
6-working mode selection system; power mode, economy mode, breaker mode, attachment power and attachment economy mode, and lifting mode	●
PowerMax function	●
PPC wrist control levers for arm, boom, bucket and swing, with sliding proportional control for attachments and 3 auxiliary buttons	●
Two-mode boom control	●
Prepared for hydraulic quick-coupler	●
Additional hydraulic functions	○
Komatsu Integrated Attachment Control (KIAC)	○

WORK EQUIPMENT

Mono boom	●
2,2 m; 2,6 m; 3,2 m; 4,0 m arms	○
Komatsu buckets	○
Komatsu breakers	○

CABIN

Reinforced safety SpaceCab™; highly pressurised and tightly sealed hyper viscous mounted cab with tinted safety glass windows, large roof window with sun shade, pull-up type front window with locking device, removable lower window, front window wiper with intermittent feature, sun roller blind, cigarette lighter, ashtray, luggage shelf, floor mat	●
Heated, high-back air-suspended seat with lumbar support, console mounted height adjustable arm rests, and retractable seat belt	●
Automatic climate control system	●
12/24 Volt power supplies	●
Beverage holder and magazine rack	●
Hot and cool box	●
Radio (AM/FM)	●
Auxiliary input (MP3 jack)	●
Lower wiper	○
Rain visor (not with OPG)	○
DAB+ digital radio w. auxiliary input (MP3 jack)	○

SERVICE AND MAINTENANCE

Automatic fuel line de-aeration	●
Double element type air cleaner with dust indicator and auto dust evacuator	●
KOMTRAX – Komatsu wireless monitoring system (3G)	●
Komatsu CARE™ – a maintenance program for Komatsu customers	●
Multifunction video compatible colour monitor with Equipment Management and Monitoring System (EMMS) and efficiency guidance	●
Toolkit	●
Service points	○
Automatic greasing system	○

DRIVES AND BRAKES

Hydrostatic, 3-speed travel system with automatic shift and planetary gear type final drives, and hydraulic travel and parking brakes	●
PPC control levers and pedals for steering and travel	●

UNDERCARRIAGE

Track roller guards	●
Track frame under-guards	●
600, 700, 800, 850 mm triple grouser shoes	○
Full length track roller guards	○

SAFETY EQUIPMENT

KomVision surround view system	●
Electric horn	●
Overload warning device	●
Audible travel alarm	●
Boom safety valves	●
Large handrails, rear-view mirrors	●
Battery main switch	●
ROPS compliant to ISO 12117-2:2008	●
Emergency engine stop switch	●
Seat belt caution indicator	●
Neutral position detection system	●
Arm safety valve	●
Additional camera, right side mounted	●
OPG Level II front guard (FOPS), hinged type	○
OPG Level II top guard (FOPS)	○

LED LIGHTING SYSTEM

Working lights: 2 revolving frame, 1 boom (l.h.)	●
Additional working lights (#1): 2 cab roof (front), 1 cab roof (rear), 1 boom (r.h.), 1 counterweight, beacon	○
Additional working lights (#2): 4 cab roof (front), 1 cab roof (rear), 1 boom (r.h.), 1 counterweight, 2 boom cylinders, 2 revolving frame (l.h. + r.h.), beacon	○

OTHER EQUIPMENT

Standard counterweight	●
Remote greasing for swing circle and pins	●
Electric refuelling pump with automatic shut-off function	●
Biodegradable oil for hydraulic system	○
Customised paint	○

Further equipment on request

- standard equipment
- optional equipment

Your Komatsu partner:

KOMATSU

Komatsu Europe International N.V.
 Mechelsesteenweg 586
 B-1800 VILVOORDE (BELGIUM)
 Tel. +32-2-255 24 11
 Fax +32-2-252 19 81
www.komatsu.eu

UENSS18108 12/2020

KOMATSU is a trademark of Komatsu Ltd. Japan.