

KOMATSU

D65EX-18 **D65WX-18** **D65PX-18**

EU Stage V Engine

CRAWLER DOZER

D
6
5



ENGINE POWER

164 kW / 220 HP @ 1.950 rpm

OPERATING WEIGHT

D65EX-18: 21.560 kg
D65WX-18: 23.050 kg
D65PX-18: 22.880 kg

BLADE CAPACITY

3,69 - 5,90 m³

Walk-Around

D65EX / WX / PX-18



ENGINE POWER

164 kW / 220 HP @ 1.950 rpm

OPERATING WEIGHT

D65EX-18: 21.560 kg
D65WX-18: 23.050 kg
D65PX-18: 22.880 kg

BLADE CAPACITY

3,69 - 5,90 m³



INCREASED PRODUCTIVITY & OUTSTANDING FUEL ECONOMY

Powerful and Environmentally Friendly

- Low consumption EU Stage V engine
- Unique torque converter with auto lock-up
- Adjustable auto idle shutdown
- Hydrostatic cooling fan with cleaning mode

Optimised Work Equipment

- Sigmadozer® blade with hydraulic pitch
- INPAT blade
- Multishank parallelogram ripper

First-Class Operator Comfort

- Quiet and comfortable cab
- Fully adjustable air-suspended seat
- Integrated rear-view camera

State-of-the-Art Controls

- Hydrostatic steering system with increased steering power
- Optimized automatic gear shifting with preset function
- Palm Command Control System (PCCS)
- Large multifunctional monitor with troubleshooting function

Tough and Reliable

- Low-drive “PLUS” undercarriage
- Self-adjusting idler support
- Sturdy, rugged design

KOMTRAX

- Komatsu Wireless Monitoring System
- 3G mobile communications
- Integrated communication antenna
- Increased operational data and fuel savings



A maintenance program
for Komatsu customers

Powerful and Environmentally Friendly



Automatic transmission

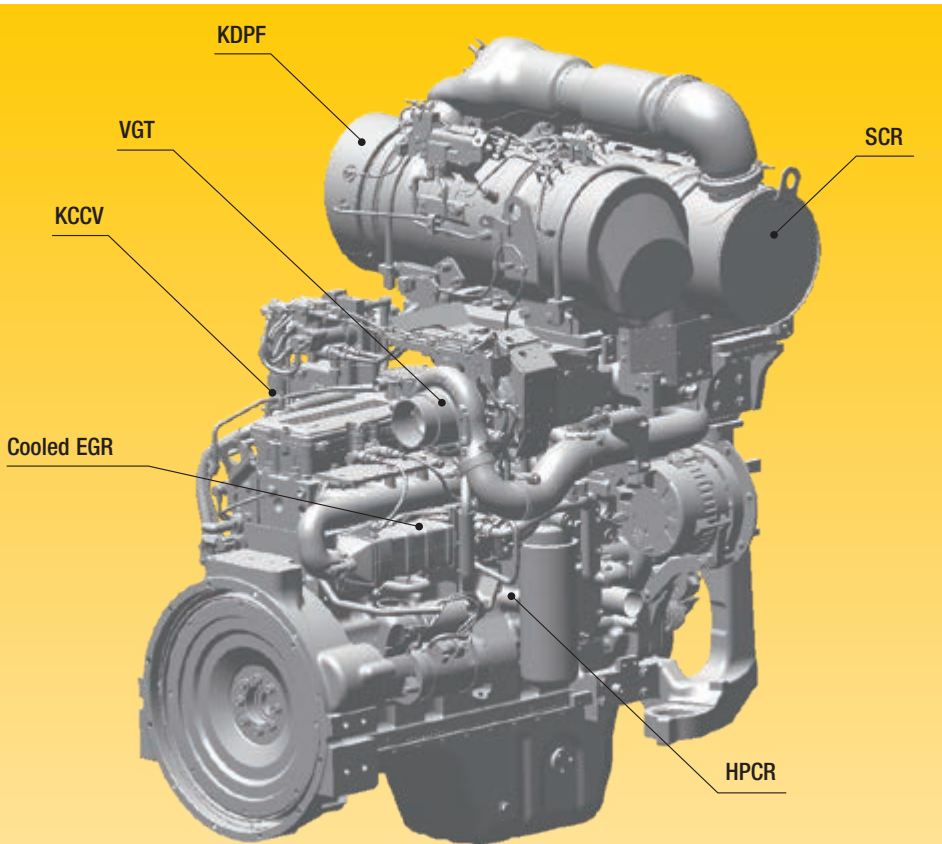
Set by default, the D65-18 has a highly efficient transmission that automatically matches the best gear mode in all dozing operations and includes a travel speed preset function to reduce work time and fatigue for the operator. With Komatsu's ECMV (Electronic Controlled Modulation Valves) gear changes are smoothly timed to always keep the power transfer at maximum efficiency.

Torque converter with auto lock-up

Combined with the automatic transmission, the exclusive Komatsu automatic lock-up torque converter reduces fuel consumption by up to 10% by eliminating unnecessary power loss. When required, the powertrain control system engages the torque converter, or locks it up to send full engine power directly to the transmission during less torque demanding applications.

Adjustable idle shutdown

To reduce unnecessary fuel consumption and exhaust emissions, and for lower operating costs, the Komatsu auto idle shutdown automatically turns off the engine after it idles for a set period of time, which can be easily programmed from 5 to 60 minutes. An Eco-gauge and Eco guidance tips on the cab monitor further encourage efficient operations.



Komatsu EU Stage V

The Komatsu EU Stage V engine is productive, dependable and efficient. With ultra-low emissions, it provides a lesser environmental impact and a superior performance to help reduce operating costs and lets the operator work in complete peace of mind.

Heavy-duty aftertreatment

The aftertreatment system combines a Komatsu Diesel Particulate Filter (KDPF) and Selective Catalytic Reduction (SCR). The SCR system injects the correct amount of AdBlue® at the proper rate to break down NOx into water (H₂O) and nontoxic nitrogen gas (N₂). NOx emissions are reduced by 80% vs. EU Stage IIIB engines.

Exhaust Gas Recirculation (EGR)

Cooled EGR is a technology well-proven in current Komatsu engines. The increased capacity of the EGR cooler now ensures very low NOx emissions and a better engine performance.

Komatsu Closed Crankcase Ventilation (KCCV)

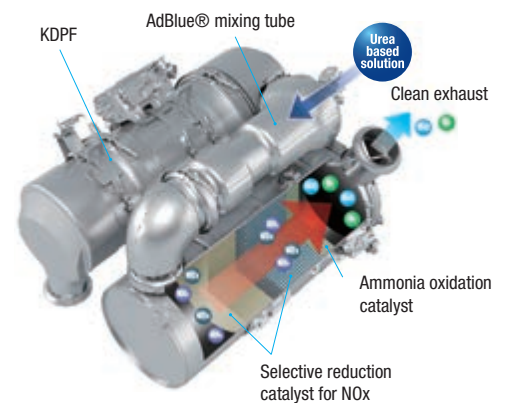
Crankcase emissions (blow-by gas) are passed through a CCV filter. The oil mist trapped in the filter is returned back to the crankcase while the filtered gas is returned to the air intake.

High-Pressure Common Rail (HPCR)

To achieve complete fuel burn and lower exhaust emissions, the heavy-duty High-Pressure Common Rail fuel injection system is computer controlled to deliver a precise quantity of pressurised fuel into the redesigned engine combustion chamber by multiple injections.

Variable Geometry Turbo (VGT)

The VGT provides optimal airflow to the engine combustion chamber under all speed and load conditions. Exhaust gas is cleaner, fuel economy is improved while machine power and performance are maintained.



Automatic gearshift mode to further reduce fuel consumption



Eco-gauge, Eco guidance and fuel consumption gauge



Fuel consumption history

Optimised Work Equipment

Komatsu blades

For increased blade performance and better machine balance, Komatsu uses a box blade design, with the highest resistance for a light weight blade. Special Komatsu highly wear resistant steel is used for the front and sides of the blade to increase durability. The deep curved design of the blade makes it easy to handle a wide range of materials, with good penetration and a large capacity, optimising high dozing performance with excellent fuel efficiency.

Sigmodozer® blade (EX/WX)

The middle section of Komatsu's Sigmodozer® blade acts like a V-shaped bucket with aggressive ground penetration. Its lateral blade edges help to push the rolling material continuously towards the centre. Combined with the blade's deep curve, this largely increases effective capacity and reduces spillage and fuel consumption. The blade's flat cutting edge and the standard pitch function also offer top grading performance. Overall, the Sigmodozer® blade increases dozing productivity by more than 15% compared to a conventional Semi-U blade.

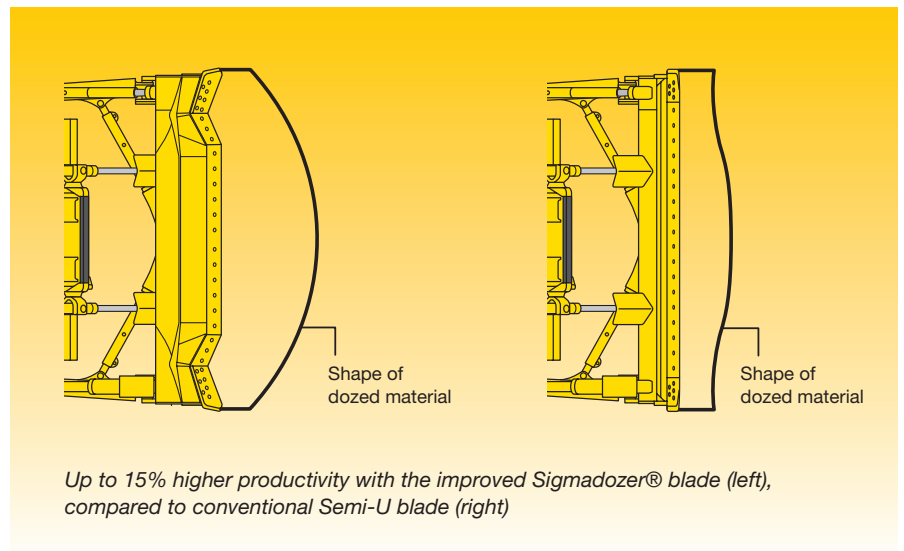
INPAT blade

Perfectly sized to maximise blade versatility, a new straight INPAT dozer blade with a highly durable box structure is available for all models (EX/WX/PX) and makes the D65-18 a perfect tool for a wide range of applications. A fold-up version of the INPAT blade for the WX and PX machines guarantees a transport width of 3 metres and easy transportation between jobsites.

Multishank parallelogram ripper (option)

The multishank parallelogram ripper has 3 ripper shanks as standard, but can be easily converted to a giant or two-shank ripper, depending on job conditions. The strong parallelogram design offers straight shank movement, adapted for tough applications.

D65EX/WX/PX-18



The Sigmodozer® blade offers highest material holding capacity



Semi-U blade



First-Class Comfort

Quiet and comfortable cab

Operator comfort is essential for safe and productive work. The cab on the D65-18 is quiet and comfortable, an ideal environment to concentrate on the job. Its hexagonal design and large tinted glass windows offer excellent panoramic visibility. The high capacity and fully automatic climate control system pressurises the cab to keep dust out. A high quality sound-absorbent lining covers the interior to minimise noise levels for the operator.

Fully adjustable suspension seat and travel-control console

A comfortable, heavy-duty and fully adjustable heated air-suspended seat is at the centre of the operator's safe and cosy work space. For dozing operations, the seat faces straight forward, with a perfect view of both sides of the blade. For ripping, it can be turned 15° to the right to significantly improve rear visibility and reduce neck strain. The position of the travel control console can also be independently adjusted forwards, backwards and in height to fit each operator's preference.

Superior visibility on blade and ripper

The redesigned ROPS/FOPS integrated cab and the well-located operator seat give optimal blade visibility to the left and right and make both dozing and grading easy, safe and fast. To further improve safety and ripping efficiency, the special shape of the fuel tank gives the operator a clear view of the ripper point and of the dozer's back side.



State-of-the-Art Controls



Hydrostatic steering system

The hydrostatic steering system (HSS) offers fast response and more precise turning. Both tracks are powered without interruption allowing smooth, continuous turns and powerful and productive dozing even on soft ground or on slopes.

Gearshift preset function

To reduce the frequency of gear shifting and for comfortable machine operation, a shift preset mode is provided as standard equipment. The preset switch lets the operator select a combination of forward/reverse gear shifts by using the UP/DOWN shift switch on the steering lever. Once the shift pattern is selected, only forward/reverse direction control selection is required for a correct gear shift.

Easy and precise

The ergonomic Palm Command Control System (PCCS) provides efficient and comfortable steering. The new control levers are fingertip controlled for precise and fatigue-free operating. When backing up over shot rock or other rough surfaces, travel speed can be reduced with the “slow reverse” function to improve ride quality and decrease vibrations and fuel consumption.

Selectable working modes


Working mode can be set to either “Power” for maximum power or to “Economy” for energy saving operations. Combined with a choice between automatic or manual working mode, this lets the operator select the optimum machine power configuration for the work at hand.



Palm Command Control System (PCCS)



Remote safety lock levers



Fully integrated rear-view camera system

Information & Communication Technology



Lower operating costs

Komatsu ICT contributes to the reduction of operating costs by assisting to comfortably and efficiently manage operations. It raises the level of customer satisfaction and the competitive edge of our products.

Widescreen monitor

Conveniently customisable and with a choice of 26 languages, the wide-screen monitor with simple switches and multifunction keys gives fingertip access to a large range of functions and operating info. An AdBlue® level gauge is now incorporated into the default main screen.

An evolutionary interface

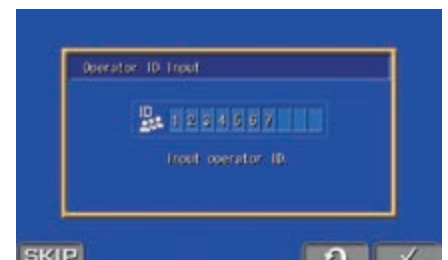
Helpful information is now easier than ever to find and understand with the upgraded monitor interface. The main screen can be simply optimised to the operator's preference by just pressing one button.



Quick view on the operation logs



All information at a glance



Operator identification function

KOMTRAX

The way to higher productivity

KOMTRAX uses the latest wireless monitoring technology. Compatible on PC, smartphone or tablet, it delivers insightful and cost saving information about your fleet and equipment, and offers a wealth of information to facilitate peak machine performance. By creating a tightly integrated web of support it allows proactive and preventive maintenance and helps to efficiently run a business.



Knowledge

You get quick answers to basic and critical questions about your machines – what they're doing, when they did it, where they're located, how they can be used more efficiently and when they need to be serviced. Performance data is relayed by wireless communication technology (Satellite, GPRS or 3G depending on model) from the machine to a computer and to the local Komatsu distributor – who's readily available for expert analysis and feedback.

Power

The detailed information that KOMTRAX puts at your fingertips 24 hours a day, 7 days a week gives the power to make better daily and long-term strategic decisions – at no extra cost. Problems can be anticipated, maintenance schedules customised, downtime minimised and machines kept where they belong: working on the jobsite.

Convenience

KOMTRAX enables convenient fleet management on the web, wherever you are. Data is analysed and packaged specifically for effortless and intuitive viewing in maps, lists, graphs and charts. You can foresee eventual maintenance issues and required spare parts, and troubleshoot a problem before Komatsu technicians arrive on site.



Tough and Reliable

Stable in any configuration (EX/WX/PX)

For complete stability in any working condition the D65-18 is available in 3 different PLUS undercarriage configurations. On rocky ground, the EX undercarriage, with small-width shoes, ensures maximum contact area between the machine and the ground. The PX version has the widest undercarriage shoes and is ideal for soft surfaces. Finally, the WX machine is perfectly suited for most jobs with medium width undercarriage shoes and the same length of track on ground as an EX model machine.

Sturdy, rugged design

A high-rigidity hull structure main frame improves durability and reduces stress concentration at critical areas. The track frame with a large cross section utilises pivot shaft mounting for greater reliability. All hydraulic piping is robustly protected by cover and inner route to ensure damage protection from materials.

Low-drive "PLUS" undercarriage

Komatsu's new low-drive Parallel Link Undercarriage System (PLUS) is extraordinarily tough, with excellent grading performance and stability. It features PLUS link assemblies, a highly reliable floating bushing concept, substantial track link height, superior oil seals and track guards that maximise undercarriage durability. For easier servicing, the equaliser bar's centre pin is remotely greased. The segmented sprockets are notched to considerably improve the evacuation of mud and further increase the PLUS undercarriage lifetime.

Protected hydraulic piping

Komatsu has designed the hydraulics of the working equipment so it minimises maintenance costs. All the hydraulic lines are well protected with special linings and embedded into the steel structures whenever possible.



Self-adjusting idler support



Hydraulic lines are embedded into the structures whenever possible





Easy Maintenance



Komatsu CARE™

Komatsu CARE™ is a maintenance program that comes as standard with your new Komatsu machine. It covers factory-scheduled maintenance, performed with Komatsu Genuine parts by Komatsu-trained technicians.

Depending on your machine's engine, it also offers extended coverage of the Komatsu Diesel Particulate Filter (KDPF) or the Komatsu Diesel Oxidation Catalyst (KDOC), and of the Selective Catalytic Reduction (SCR). Please contact your local Komatsu distributor for terms and conditions.

Reversible radiator fan

The radiator can be easily cleaned by utilisation of the reversible, hydraulically driven cooling fan from a touch on the monitor panel. This cleaning reduces fuel consumption and increases overall machine performance.



Central service points

Komatsu designed the D65-18 with centralised and conveniently located service points to make necessary inspections and maintenance quick and easy.

Modular power train

All the power train components are enclosed in a sealed module. This eliminates oil spills during mounting and dismounting, and prevents dust and dirt polluting individual components. Servicing is much cleaner, smoother and easier.



Self-diagnostic monitor

The multifunction monitor panel displays the running time, engine revs, fuel level and water coolant temperature in real time. It also provides the operator with maintenance and service information, if oil filters need replacing or any abnormality occurs. In addition, it supplies Komatsu mechanics with detailed information, with no need for external service tools.





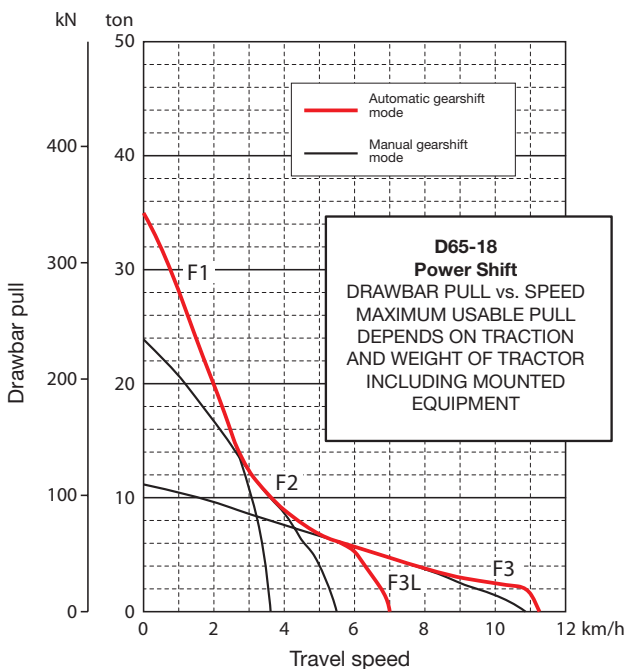
Specifications

ENGINE

Model	Komatsu SAA6D114E-6
Type	Common rail direct injection, water-cooled, emissionised, turbocharged, after-cooled diesel
Engine power	
at rated engine speed	1.950 rpm
ISO 14396	164 kW/220 HP
ISO 9249 (net engine power)	162 kW/217 HP
No. of cylinders	6
Bore × stroke	114 × 144,5 mm
Displacement	8,85 l
Fan drive type	Hydraulic, reversible
Lubrication system	
Method	Gear pump, force lubrication
Filter	Full flow
Fuel	Diesel fuel, conforming to EN590 Class 2/Grade D. Paraffinic fuel capability (HVO, GTL, BTL), conforming to EN 15940:2016

MAX. TRAVEL SPEEDS

	Forward	Reverse
1st	3,6 km/h	4,5 km/h
2nd	5,6 km/h	6,7 km/h
3rd L	7,3 km/h	8,7 km/h
3rd	11,3 km/h	13,6 km/h



STEERING SYSTEM

Type	Hydrostatic Steering System (HSS)
Steering control	PCCS-lever
Service brakes	Wet, multiple-disc, pedal-controlled, spring-actuated and hydraulically released
Minimum turning radius (counter-rotation) (as measured by track marks on ground)	
D65EX-18	1,9 m
D65EX-18 with INPAT	2,2 m
D65WX/PX-18	2,2 m
D65WX/PX-18 with INPAT	2,3 m

TORQFLOW TRANSMISSION

Type	Komatsu TORQFLOW
Torque converter	3-element, 1-stage, 2-phase, water-cooled, automatic lock-up
Transmission	Planetary gear, multiple-disc clutch hydraulically actuated, force-lubricated
Gearshift lock lever and neutral safety switch prevent accidental starts.	

ENVIRONMENT

Engine emissions	Fully complies with EU Stage V exhaust emission regulations
Noise levels	
LwA external	108 dB(A) (2000/14/EC Stage II)
LpA operator ear	78 dB(A) (ISO 6396 dynamic test)
Vibration levels (EN 12096:1997)	
Hand/arm	≤ 2,5 m/s ² (uncertainty K = 0,94 m/s ²)
Body	≤ 0,5 m/s ² (uncertainty K = 0,29 m/s ²)
Contains fluorinated greenhouse gas HFC-134a (GWP 1430). Quantity of gas 0,9 kg, CO ₂ equivalent 1,29 t	

SERVICE REFILL CAPACITIES

Fuel tank	415 l
Radiator	49 l
Engine oil	30,5 l
Torque converter, transmission, bevel gear and steering system	48 l
Final drive (each side)	
D65EX-18	16,5 l
D65EX-18 with INPAT blade	22,2 l
D65WX-18	22,2 l
D65PX-18	22,2 l
Work equipment hydraulics	62 l
Multishank ripper	7 l
AdBlue® tank	23,5 l

UNDERCARRIAGE

Suspension	Oscillating equaliser bar and pivot shaft
Track roller frame	Monocoque, large section, durable construction
Rollers and idlers	Lubricated track rollers
Tracks	PLUS link assembly
Track tension	Combined spring and hydraulic unit

D65EX-18

Type of blade	Sigmodozer® Semi-U	INPAT
Number of track rollers (each side)	7	7
Number of shoes (each side)	42	42
Shoe width (standard)	610 mm	560 mm
Ground contact area (ISO 16754)	40.867 cm ²	37.517 cm ²
Ground pressure* (ISO 16754)	0,53 kg/cm ²	0,61 kg/cm ²
Track gauge	1.880 mm	2.050 mm
Length of track on ground	2.970 mm	2.970 mm

D65WX-18

Type of blade	Sigmodozer®	INPAT
Number of track rollers (each side)	7	7
Number of shoes (each side)	42	42
Shoe width (standard)	760 mm	760 mm
Ground contact area (ISO 16754)	50.916 cm ²	50.916 cm ²
Ground pressure* (ISO 16754)	0,45 kg/cm ²	0,47 kg/cm ²
Track gauge	2.050 mm	2.230 mm
Length of track on ground	2.970 mm	2.970 mm

D65PX-18

Type of blade	Straight tilt	INPAT
Number of track rollers (each side)	8	8
Number of shoes (each side)	45	45
Shoe width (standard)	915 mm	760 mm
Ground contact area (ISO 16754)	67.010 cm ²	55.659 cm ²
Ground pressure* (ISO 16754)	0,34 kg/cm ²	0,42 kg/cm ²
Track gauge	2.050 mm	2.230 mm
Length of track on ground	3.275 mm	3.275 mm

* Including blade, ROPS cab, hydraulic control unit, operator, standard equipment, rated capacity of lubricant, coolant, and full fuel tank.

FINAL DRIVE

Type	Spur and planetary gear, double-reduction
Sprocket	Segmented sprocket teeth are bolt-on for easy replacement

HYDRAULIC SYSTEM

Type	CLSS (closed-centre load sensing system)
All spool valves externally mounted beside the hydraulic tank.	
Main pump	Variable displacement piston pump
Maximum pump flow	255 l/min
Relief valve setting	285 kg/cm ²
Control valve positions for Sigmodozer® or straight tilt dozer	
Blade lift	Raise, hold, lower and float
Blade tilt	Right, hold and left
Control valve positions for INPAT dozer	
Blade lift	Raise, hold, lower and float
Blade tilt	Right, hold and left
Blade angle	Right, hold and left
Additional control valve positions for multishank ripper	
Ripper lift	Raise, hold and lower
Ripper tilt	Increase, hold and decrease

NUMBER OF CYLINDERS × BORE

Type of blade	Sigmodozer®	Straight tilt Semi-U	INPAT
Blade lift	2 × 85 mm	2 × 85 mm	2 × 90 mm
Blade tilt	–	1 × 125 mm	1 × 130 mm
Blade tilt/pitch	2 × 125 mm	–	–
Blade angle	–	–	2 × 110 mm

OPERATING WEIGHT (APPR.)

Including blade, ROPS cab, hydraulic control unit, operator, standard equipment, rated capacity of lubricant, coolant, and full fuel tank	
D65EX-18 with Sigmodozer®	21.560 kg
D65EX-18 with Semi-U	21.180 kg
D65EX-18 with INPAT	23.040 kg
D65WX-18 with Sigmodozer®	23.050 kg
D65WX-18 with INPAT	24.010 kg
D65PX-18 with Straight tilt	22.880 kg
D65PX-18 with INPAT	23.630 kg

Specifications

DOZER EQUIPMENT

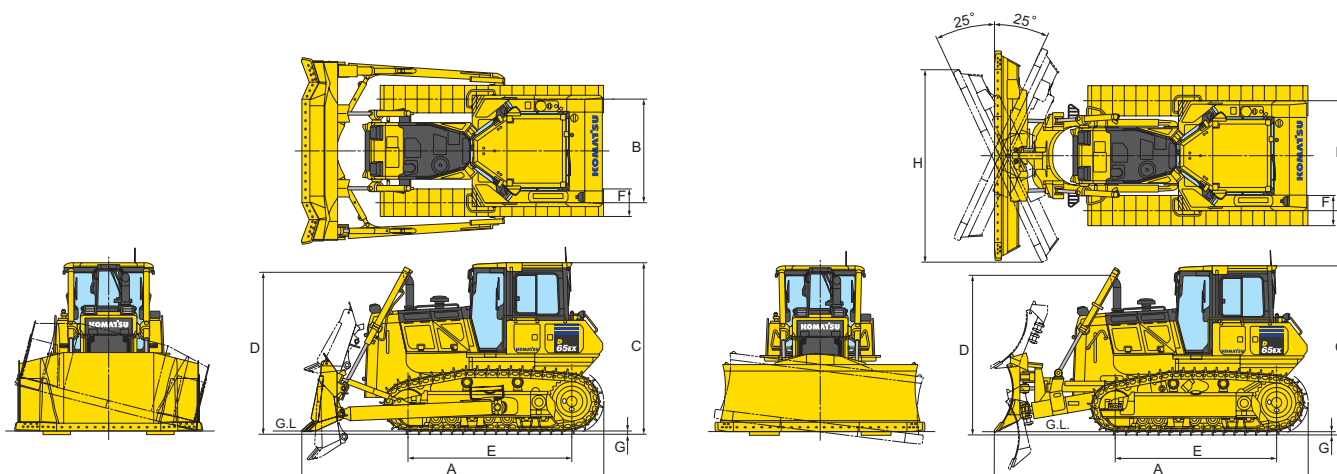
	Overall length with blade	Blade capacity	Blade width × height	Max. lift above ground	Max. drop below ground	Max. tilt adjustment	Assembly weight
D65EX-18 Sigmadozer®	5.490 mm	5,61 m³	3.410 × 1.425 mm	1.130 mm	505 mm	870 mm	2.460 kg
D65EX-18 Semi-U	5.540 mm	5,61 m³	3.460 × 1.425 mm	1.100 mm	440 mm	870 mm	2.080 kg
D65EX-18 INPAT	5.790 mm	4,25 m³	3.870 × 1.235 mm	1.165 mm	700 mm	500 mm	3.010 kg
D65WX-18 Sigmadozer®	5.500 mm	5,90 m³	3.580 × 1.425 mm	1.130 mm	505 mm	770 mm	2.540 kg
D65WX-18 INPAT	5.790 mm	4,42 m³	4.010 × 1.235 mm Folding width: 2.960 mm	1.170 mm	695 mm	520 mm	* 3.040 kg
D65PX-18 Straight tilt	5.680 mm	3,69 m³	3.970 × 1.100 mm	1.125 mm	540 mm	890 mm	2.150 kg
D65PX-18 INPAT	5.790 mm	4,42 m³	4.010 × 1.235 mm Folding width: 2.960 mm	1.165 mm	700 mm	520 mm	* 3.040 kg

Blade capacities are based on the SAE recommended practice J1265.

* Foldable INPAT blade (WX/PX): additional weight +330 kg

DIMENSIONS

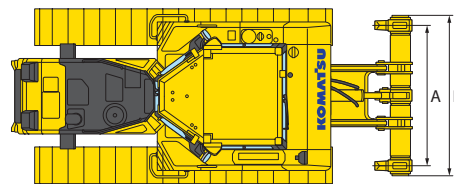
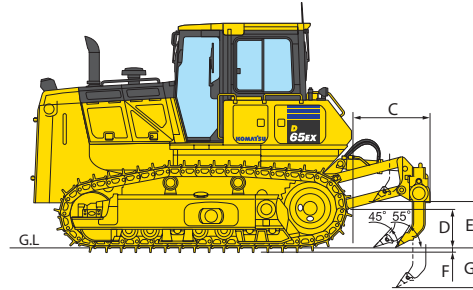
	D65EX-18 Sigmadozer®	D65EX-18 Semi-U	D65WX-18 Sigmadozer®	D65PX-18 Straight Tilt	D65EX-18 INPAT	D65WX-18 INPAT	D65PX-18 INPAT
A	5.490 mm	5.540 mm	5.500 mm	5.680 mm	5.790 mm	5.790 mm	5.790 mm
B	1.880 mm	1.880 mm	2.050 mm	2.050 mm	2.050 mm	2.230 mm	2.230 mm
C	3.160 mm	3.160 mm	3.160 mm	3.160 mm	3.160 mm	3.160 mm	3.160 mm
D	2.970 mm	2.970 mm	2.970 mm	2.970 mm	2.970 mm	2.970 mm	2.970 mm
E	2.970 mm	2.970 mm	2.970 mm	3.275 mm	2.970 mm	2.970 mm	3.275 mm
F	610 mm	610 mm	760 mm	915 mm	560 mm	760 mm	760 mm
G	65 mm	65 mm	65 mm	65 mm	65 mm	65 mm	65 mm
H	-	-	-	-	3.545 mm	3.670 mm	3.670 mm



Ground clearance: 415 mm (+ grouser height)

MULTISHANK RIPPER

Type	Hydraulically controlled parallelogram ripper
No. of shanks	3
Weight (including hydraulic control unit)	1.920 kg
Ripper cylinder	1 x 125 mm
A	1.900 mm
B	2.170 mm
C	1.340 mm
D	533 mm
E	635 mm
F	65 mm
G	595 mm



Standard and Optional Equipment

ENGINE AND RELATED PARTS

Komatsu SAA6D114E-6 turbocharged common rail direct injection diesel engine	●
EU Stage V compliant	●
Starter motor 24 V/7,5 kW	●
Alternator 24 V/90 A	●
Batteries 2 × 12 V/200 Ah	●
Intake pipe with precleaner	●
Cooling fan, hydrostatic driven with reversing function	●
Radiator reserve tank	●
Heavy-duty radiator mask	●
Fuel tank inlet strainer	●
Fuel pre-filter (10 micron) and fuel filter (2 micron)	●
Locks, filter caps and covers	●
Gull wing engine side covers	●
Starter motor 24 V/11 kW	○

HYDRAULIC SYSTEM

Hydraulics for dozing blades	●
Hydraulics for ripper (EX/WX)	●
Mono lever blade control	●
Hydraulics for ripper (field installation kit)	○

TRANSMISSION AND BRAKES

Automatic hydroshift transmission	●
Torque converter with automatic lock-up	●
Damper	●
Quick shift selection system	●
HSS hydrostatic steering system	●
Palm lever steering control (PCCS)	●
Decelerator pedal	●
Brake pedal	●

LIGHTING SYSTEM

Working lights: 4 front and 2 rear lights	●
Additional working light, rear	●

CABIN

Heated air-suspended seat: fabric, reclining, high backrest, turnable	●
Seat belt with visible alert	●
High mount footrest	●
Automatic air conditioner	●
Radio	●
Auxiliary input (MP3 jack)	●
2 × 12 Volt power supply (120 W)	●
1 × 24 Volt power supply	●
Viscous cab mounts	●
Wiper front and rear window	●
Wipers doors	●
Rear-view mirror (inside cab)	●
Heated rear window	●
Sun visor (rear)	●
Cup holder	●
Lunch box holder	●

SAFETY EQUIPMENT

Steel cab, meets ISO 3471 and SAE J1040, APR88 ROPS standards, as well as ISO 3449 FOPS standards	●
Back-up alarm	●
Warning horn	●
Rear-view camera system	●
Battery main switch	●
Locks, filter caps and covers	●
Fire extinguisher	○
First aid kit	○

SERVICE AND MAINTENANCE

Dry type air cleaner, double element with dust indicator and evacuator	●
Multifunction video compatible colour monitor with Equipment Management and Monitoring System (EMMS) and efficiency guidance	●
Water separator	●
KOMTRAX – Komatsu wireless monitoring system (3G)	●
Komatsu CARE™ – a maintenance program for Komatsu customers	●
Tool kit	●
Grease gun holder	●
Shovel holder	●

UNDERCARRIAGE

PLUS link assembly	●
Single grouser heavy-duty shoes: Sigmadozer®/Semi-U blade (EX): 610 mm Sigmadozer® blade (WX): 760 mm	●
Straight tilt blade (PX): 915 mm	●
INPAT blade (EX): 560 mm	●
INPAT blade (WX): 760 mm	●
INPAT blade (PX): 760 mm	●
Track roller guard, centre and end sections	●
Segmented sprockets	●
Fixed track rollers	●
Hydraulic track adjusters	●
Underguards, oil pan and transmission	●
Single grouser heavy-duty shoes: Sigmadozer®/Semi-U blade (EX): 510 mm, 560 mm, 660 mm	○
INPAT blade (EX): 510 mm	○
Full length track roller guard	○

ATTACHMENTS

Front pull hook	●
Hitch (not with ripper)	●
Rear counterweight with hitch	○
Rigid drawbar	○
Multishank parallelogram ripper	○

DOZER EQUIPMENT

Straight tilt blade 3,69 m³ (PX)	●
Sigmadozer® blade, with hydraulic pitch function, single tilt 5,61 m³ (EX)	●
Sigmadozer® blade, with hydraulic pitch function, single tilt 5,9 m³ (WX)	●
Semi-U blade, single tilt, 5,61 m³ (EX)	○
INPAT blade 4,25 m³ with mechanical pitch (EX)	○
INPAT blade 4,42 m³ with mechanical pitch (WX/PX)	○
Foldable INPAT blade 4,42 m³ with mechanical pitch (WX/PX)	○

Further equipment on request

- standard equipment
- optional equipment

Your Komatsu partner:

KOMATSU

**Komatsu Europe
International N.V.**

Mechelsesteenweg 586
B-1800 VILVOORDE (BELGIUM)
Tel. +32-2-255 24 11
Fax +32-2-252 19 81
www.komatsu.eu

EENSS20094 02/2021

KOMATSU is a trademark of Komatsu Ltd. Japan.